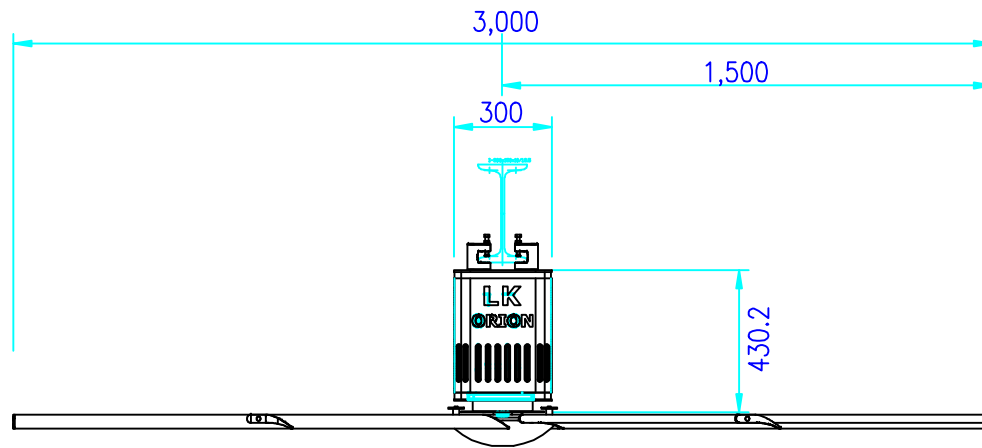
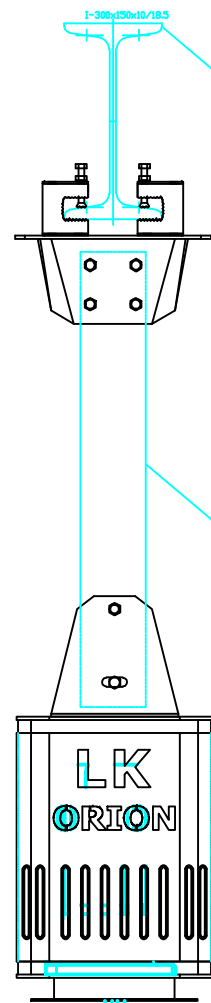
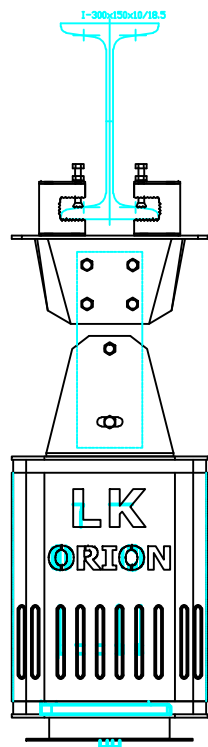
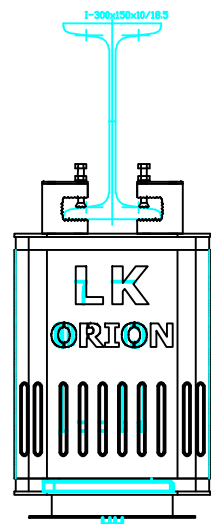


SIZE	MAT' L	Q' TY	WT (kg)	REMARKS



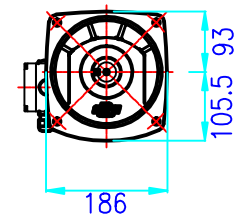
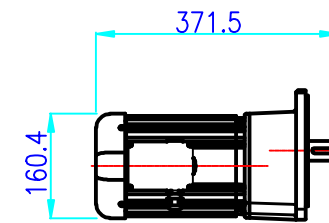
* I-BEAM 폭 150MM 치수 설치 예.

SPECIFICATION	
BLADE	6EA (3.000mm)
RPM	72 RPM
MOTOR	0.75KW
POWER SUPPLY	220V,380V x 3φ x 60 Hz
WEIGHT	78 KG



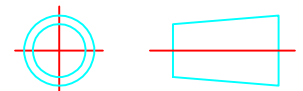
현장에 맞는 BEAM에 적용 가능

현장 높이에 따라 길이 조정 가능



Air Moving Fan

PROJECTION



SCALE Q' TY

DRAWN	CHECKED	REVIEWED	APPROVED	DRAWING NO	
HAN					
2017.05.30				CODE NO	

REV.NO	DATE	REVISION	DESCRIPTION	DRAWN	CHECKED	APPROVED